

F187 Automatic Oiler

OPERATING INSTRUCTIONS AND REPLACEMENT PARTS

WARNING: Spray materials may be harmful if inhaled or allowed to come into contact with the skin or eyes. Consult the product label and Material Safety Data Sheet supplied for the spray material. Follow all safety precautions.

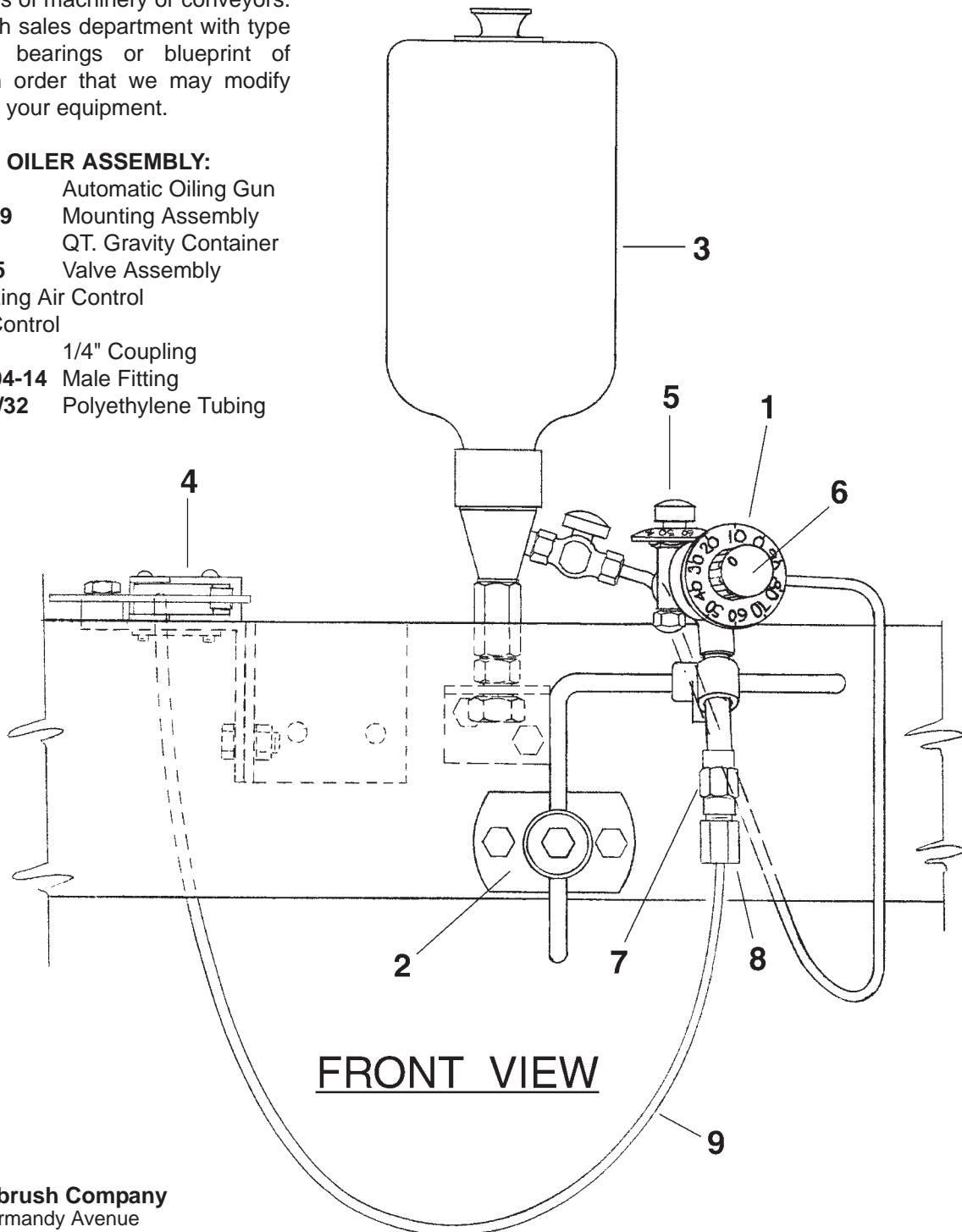
CAUTION: Well Ventilated Area Required to remove fumes, dust or overspray. Secure airhose and fluid hose wrench tight for safety and to prevent leaks.

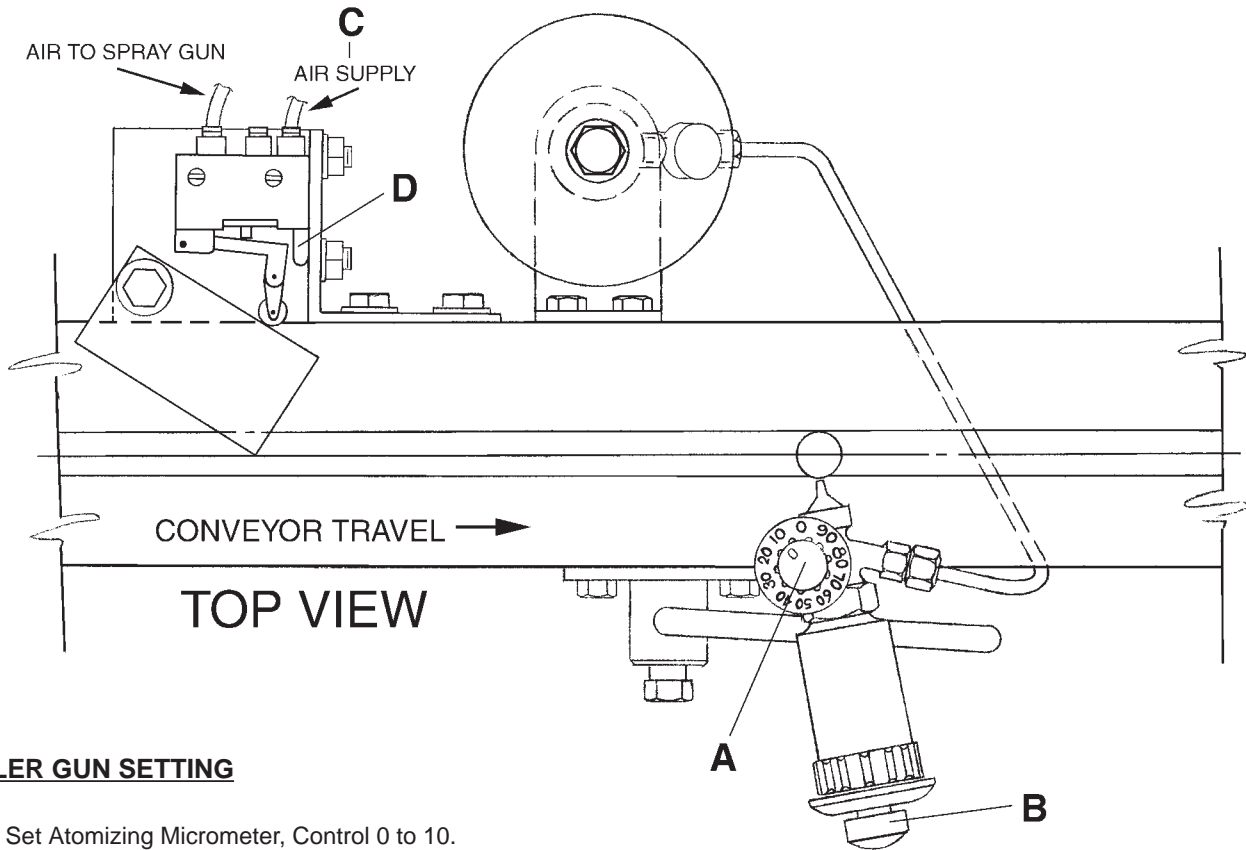
Maximum Air Pressure 100 P.S.I.
Maximum Fluid Pressure 45 P.S.I.

These Automatic Oilers can be furnished for other types of machinery or conveyors. Please furnish sales department with type of spindles, bearings or blueprint of equipment in order that we may modify this item to fit your equipment.

AUTOMATIC OILER ASSEMBLY:

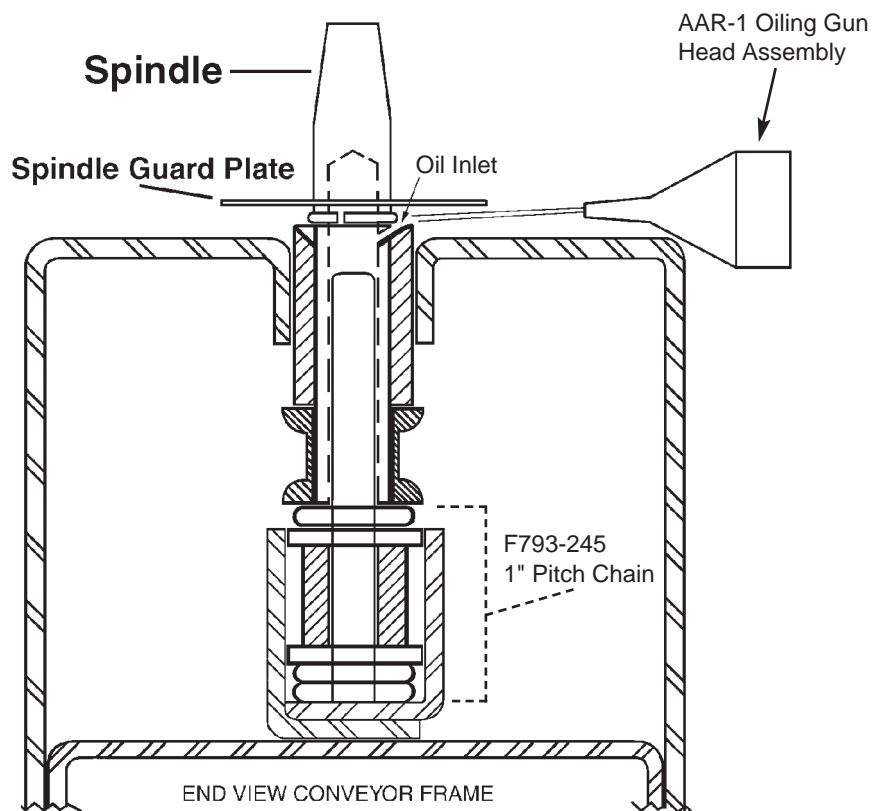
1. **F188-1** Automatic Oiling Gun
2. **UM-109** Mounting Assembly
3. **20A** QT. Gravity Container
4. **AV-215** Valve Assembly
5. Atomizing Air Control
6. Fluid Control
7. **UM-13** 1/4" Coupling
8. **3175-04-14** Male Fitting
9. **T-02-5/32** Polyethylene Tubing





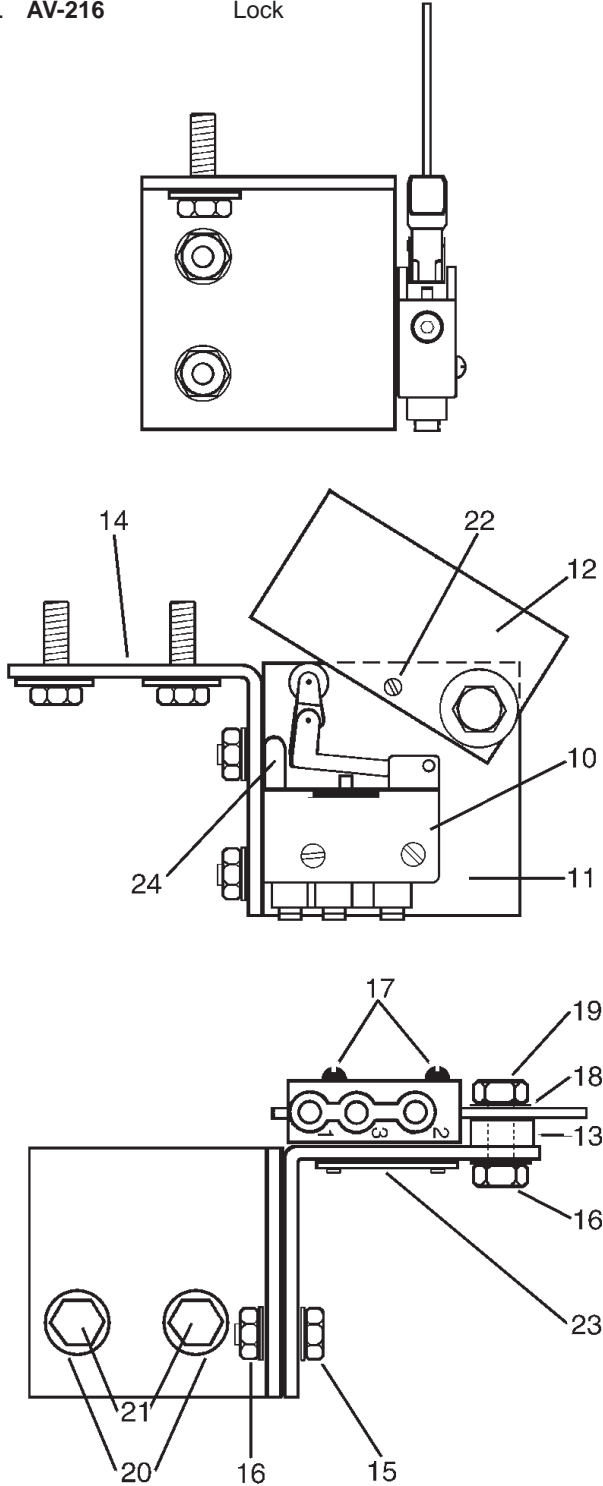
OILER GUN SETTING

- A. Set Atomizing Micrometer, Control 0 to 10.
- B. Set Fluid, Control 0 to 20.
- C. Air pressure supplied to the AV-215 Valve requires 50 P.S.I. pressure for operation.
- D. AV-215 Valve Assembly has ON & OFF feature for start or stop operation of the F187 Automatic Oiler Unit.



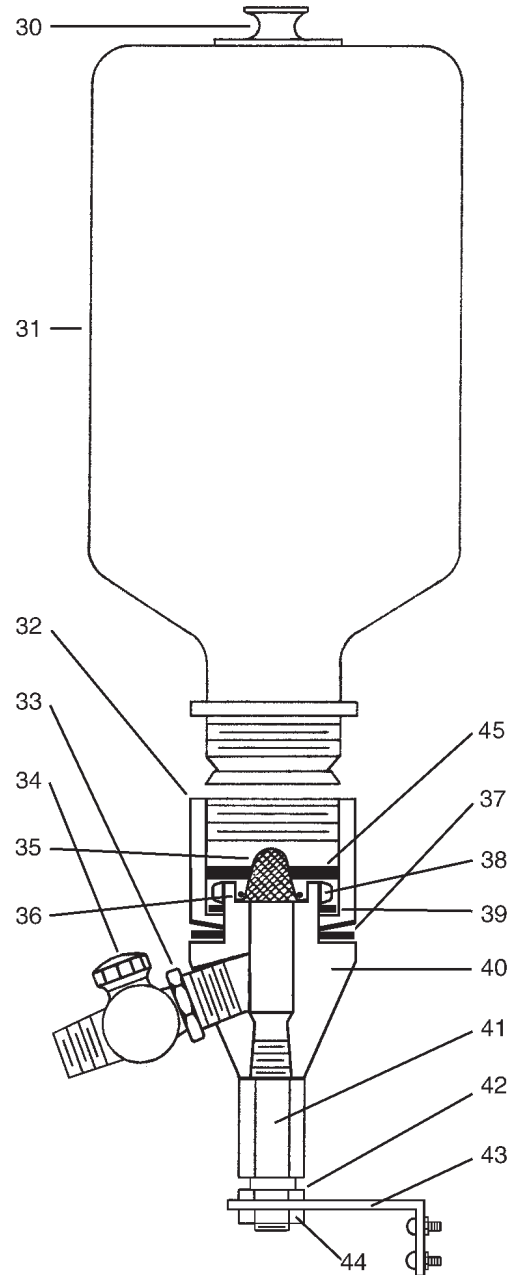
AV-215 VALVE ASSEMBLY

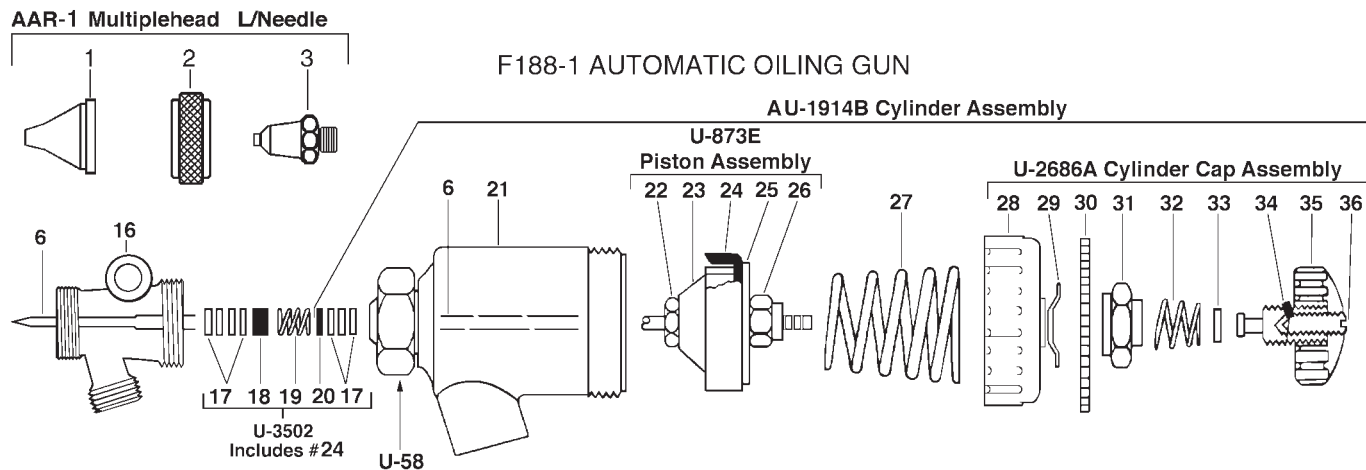
- 10. **AV-201P** Valve
- 11. **AV-202** Bracket
- 12. **AV-217** Cam
- 13. **AV-204** Spacer
- 14. **AV-205** Bracket
- 15. **AV-127** 1/4"-20X1/2" Hex Head Cap Screw (2)
- 16. **1/4"-20K** Kep Nut (3)
- 17. **6-32X1"R** Round Head Slotted Mach. Screw
- 18. **1/4"W** Flat Washer
- 19. **1/4"-20X3/4"H** Hex Head Cap Screw
- 20. **5/16"W** Flat Washer
- 21. **5/16"X1/2"HTF** Hex Head Thread Forming Screw
- 22. **U-40** Trigger Screw
- 23. **F793-916** Threaded Plate
- 24. **AV-216** Lock



20A 1 QT. CONTAINER ASSEMBLY

- 30. **U-3074** Cover
- 31. **U-3016** Qt. Poly Container
- 32. **U-3154** Cap
- 33. **HF-58** Adapter
- 34. **HF-1/4** Valve Assembly
- 35. **U-3018S** Strainer
- 36. **U-3019S** Retaining Ring
- 37. **4-G** Gasket
- 38. **PA-100** Locknut
- 39. **PA-99** Washer
- 40. **U-2911B** Outlet Bushing
- 41. **UM-71** Mounting Socket
- 42. **JC-61** Stud
- 43. **SM-42** Mounting Bracket
- 44. **1/2"-13J** Hex Jam Nut
- 45. **U-3157** Gasket





No.	Part No.	Description
1.	AARC-1	Aircap Body
2.	AU-12	Aircap Nut
3.	AU-1	Tip

6.	A-AU-3-11/16	Needle
16.	AU-7DA	Fluid Body

U-3502 Packing Set

17.	U-28-12	Packing Washers (12)
18.	U-29	Packing Gland (1)
19.	DU-30	Stainless St. Spring (1)
20.	U-203	Gland (1) ‡
24.	U-322	Cup Leather (1)

AU-1914B Cylinder Assembly

(Note: Includes U-873E & U-2686A)

6.	A-AU-3-11/16	Needle
17.	U-28-12	Packing Washers (3) ‡
20.	U-203	Gland
21.	U-1907B	Shell Assembly
27.	U-2966	Piston Spring
	U-2687	Light Spring Action (Special Only)

U-873E Piston Assembly

22.	U-2965	Needle Chuck
23.	U-2964	Inner Bushing
24.	U-322	Cup Leather ‡
25.	U-2465A	Outer Disc
26.	U-2544	Locknut

U-2686A Cylinder Cap Assembly

28.	U-2707A	Cylinder Cap
29.	U-941	Spring Washer
30.	U-951B	Fluid Dial
31.	U-2675A	Friction Nut
32.	U-1098	Spring
33.	U-2584P	Stop Washer
34.	59-57	Lock Stud
35.	U-3178	Fluid Adjusting Knob †
36.	59-56	Lock Screw

† Do Not Use as a Shutoff by turning all the way Down, It will split the Tip.

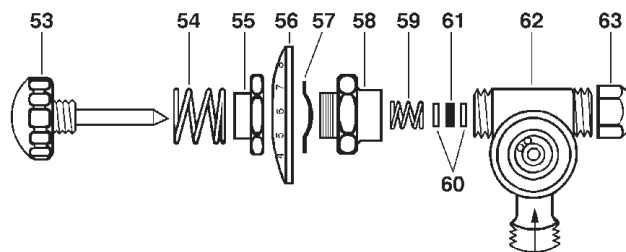
59-30 Teflon® Packing Set (Not Shown)

DU-30	St. St. Spring
U-3353	Packing (2)
59-24	Teflon® Packing (4)
59-25B	Expander Gland (2)

59-68 Teflon® Piston Assembly (Not Shown)

U-2965	Needle Chuck
U-2544	Locknut
59-63	Aluminum Piston
59-64	Teflon® Piston Ring (2)
59-65	Expansion Spring* (1)

B. Atomizing Air Dial Control



B. Atomizing Air Dial Control

(Available in Stainless Steel)

53.	U-959	Air Adj. Needle
54.	U-1098	St. St. Spring
55.	U-942	Friction Nut
56.	PA-14	Dial
57.	U-941	Spring Washer
58.	U-957	Bushing
59.	DU-30	St. St. Spring ‡
60.	U-27	Packing Gland (2)
61.	DU-28-12	Packing Washer (1)
62.	AU-7DA	Fluid Body
	AUS-7DA	St. St. Fluid Body
63.	U-551	Cap Nut

‡ Item included in U-3502 Packing Set
U-28-12 and DU-28-12 Packing Washers sold per Dozen (12) Only.
® DuPont

UM-109 Mounting Assembly

70.	U-2422	Mounting Nipple
71.	UM-1/2X9/16	Mounting Assembly
72.	UM-90-6	"L" Rod 6"x 6"
73.	UM-106	Mounting Bracket

